


Create Stunning Art Cloth With Water Based Resists

Art cloth, also known as fabric art or fiber art, is a versatile and expressive medium that allows artists to create unique and captivating textiles. By using water-based resists, you can control the penetration of dyes into the fabric, creating intricate patterns, bold colors, and ethereal effects. In this comprehensive guide, we will delve into the enchanting world of art cloth with water-based resists, empowering you with the techniques and inspiration to unleash your creativity.



Visual Texture on Fabric: Create Stunning Art Cloth with Water-Based Resists by Lisa Kerpoie

★★★★☆ 4.4 out of 5

Language : English

File size : 32383 KB

Text-to-Speech : Enabled

Screen Reader : Supported

Enhanced typesetting: Enabled

Print length : 96 pages

Paperback : 236 pages

Item Weight : 12 ounces

Dimensions : 6.14 x 0.5 x 9.21 inches



The Allure of Water-Based Resists

Water-based resists are substances that prevent dyes from penetrating specific areas of the fabric, creating areas of light or dark contrast. Unlike wax-based resists, which require heat to apply and remove, water-based

resists are easier to use and less messy. They can be applied with brushes, sponges, droppers, or even spray bottles, making them accessible to artists of all skill levels.

The beauty of water-based resists lies in their versatility. They can be used on a wide range of fabrics, including cotton, silk, linen, and even synthetic blends. They can be layered, blended, and manipulated to create an endless array of patterns, textures, and effects. Whether you're looking for bold geometric designs, delicate floral motifs, or abstract compositions, water-based resists provide boundless opportunities for artistic expression.

Essential Materials for Creating Art Cloth

- **Fabric:** Choose a fabric that is suitable for dyeing and the desired effect. Natural fibers such as cotton, silk, and linen absorb dyes well.
- **Water-based resists:** There are various types of water-based resists available, including gum arabic, flour paste, salt, and soy milk. Each resist has its own unique properties and can create different effects.
- **Dyes:** Acid dyes are commonly used for art cloth as they provide vibrant and long-lasting colors. Procion MX dyes are another excellent option for cotton and cellulose fibers.
- **Brushes, sponges, droppers:** These tools are used to apply the resists and dyes to the fabric.
- **Gloves and apron:** Protect your hands and clothing from dyes and resists.

Techniques for Applying Water-Based Resists

There are several techniques for applying water-based resists to fabric. Experiment with different methods to achieve the desired effects.

Direct Application

Direct application involves applying the resist directly to the fabric using a brush, sponge, or dropper. This technique allows for precise control over the placement and shape of the resist. By applying multiple layers of resist, you can create areas of varying intensity and depth of color.

Screen Printing

Screen printing is a stenciling technique that involves applying the resist through a screen mesh. The resist is forced through the open areas of the screen, creating a precise and repeatable pattern on the fabric. Screen printing is ideal for creating bold, geometric designs.

Immersion Dyeing

Immersion dyeing involves submerging the fabric in a dye bath containing the resist. As the fabric absorbs the dye, the areas protected by the resist remain uncolored. This technique creates a more subtle and even distribution of color.

Exploring Endless Possibilities

The possibilities for creating art cloth with water-based resists are limitless. Experiment with different color combinations, resist patterns, and fabric textures to discover unique and breathtaking effects.

- **Abstract Compositions:** Create free-form designs by randomly applying resists and dyes. Embrace the unexpected and allow the

colors and patterns to flow together organically.

- **Geometric Patterns:** Use masking tape, stencils, or screen printing to create precise geometric shapes. Layer and combine different resist patterns to achieve complex and eye-catching designs.
- **Botanical Motifs:** Capture the beauty of nature by printing or painting botanical motifs onto the fabric. Use leaves, flowers, and branches as inspiration to create vibrant and organic designs.
- **Textural Effects:** Add depth and dimension to your art cloth by using resists to create textured surfaces. Apply resists in thick layers or use crumpled fabric to create unique patterns and variations.


Inspiration from Master Artists

Throughout history, renowned artists have embraced the beauty and versatility of art cloth with water-based resists.

- **Anni Albers:** A pioneering textile artist known for her Bauhaus-inspired designs and innovative use of water-based resists.
- **Sheila Hicks:** An American fiber artist celebrated for her large-scale tapestries and immersive installations that explore the relationship between color, pattern, and form.
- **Yayoi Kusama:** A Japanese artist renowned for her vibrant and obsessive polka dot patterns, which she often incorporates into her textile works.

Creating art cloth with water-based resists is an enthralling journey that invites you to explore the interplay of light, color, and pattern. By embracing the techniques and possibilities outlined in this guide, you can unlock your

creativity and produce stunning and captivating textiles. Whether you're a seasoned artist or just starting your adventure in fiber art, let water-based resists be your guide to a world of boundless artistic expression.




Visual Texture on Fabric: Create Stunning Art Cloth with Water-Based Resists by Lisa Kerpoe

★★★★☆ 4.4 out of 5

Language	: English
File size	: 32383 KB
Text-to-Speech	: Enabled
Screen Reader	: Supported
Enhanced typesetting	: Enabled
Print length	: 96 pages
Paperback	: 236 pages
Item Weight	: 12 ounces
Dimensions	: 6.14 x 0.5 x 9.21 inches

FREE

DOWNLOAD E-BOOK



The Enigmatic Edward Klein: An Examination of the Amateur's Life and Legacy

Edward Klein (1925-2009) was an enigmatic artist who emerged from the ranks of the self-taught to leave an enduring mark on...



Popular Classical Carols of All Time for Beginner Trumpet Players Kids Students

Christmas is a time for joy, family, and music. And what better way to celebrate the season than by playing some of your favorite carols on the...