

Discover the Enchanting World of Horse Cross Stitch Patterns from Mother Bee Designs

Embark on an extraordinary journey into the captivating realm of horse cross stitch patterns, where the artistry of Mother Bee Designs unfolds like a vibrant tapestry. Immerse yourself in the intricate details and lifelike depictions that bring these majestic creatures to life on your canvas.

The Magic of Mother Bee Designs

Mother Bee Designs, renowned for its exceptional horse cross stitch patterns, has captivated stitchers worldwide with its unwavering dedication to authenticity and beauty. Each pattern is meticulously crafted, capturing the essence of these noble animals with unparalleled realism.



Horse Cross Stitch Pattern by Mother Bee Designs

★★★★☆ 4.7 out of 5

Language	: English
File size	: 3670 KB
Text-to-Speech	: Enabled
Screen Reader	: Supported
Enhanced typesetting	: Enabled
Print length	: 9 pages
Lending	: Enabled
Paperback	: 43 pages
Item Weight	: 4.2 ounces
Dimensions	: 6 x 0.1 x 9 inches


FREE

DOWNLOAD E-BOOK



From spirited foals to majestic stallions, Mother Bee Designs offers a diverse collection of patterns that cater to every taste and skill level. Whether you're a seasoned stitcher or just starting your cross-stitch adventure, you're sure to find the perfect pattern to ignite your passion.


Unveiling the Patterns



"Misty Mornings"


Embark on a tranquil journey with this breathtaking pattern that captures the serenity of a misty morning in the fields. The graceful lines and ethereal

glow create a captivating scene that will transport you to a peaceful countryside.



"Spirit of the Mustang"

Experience the untamed spirit of the mustang with this vibrant and dynamic pattern. The intricate details and flowing mane evoke a sense of freedom and adventure that will ignite your imagination.



"Silhouette of Grace"

Let the elegance of the horse shine through with this sophisticated and minimalist pattern. The silhouette design creates a stunning visual impact, capturing the essence and beauty of these majestic creatures.

Tips for Stitching Horse Cross Stitch Patterns

- **Choose the right fabric:** Aida fabric with a count of 14 or 16 is ideal for capturing the details of horse cross stitch patterns.

- **Use high-quality thread:** Invest in cotton or silk thread that is colorfast and will withstand the test of time.
- **Stitch with precision:** Take your time and ensure that each stitch is accurately placed. The precision will enhance the overall appearance of your finished piece.
- **Backstitch outlines:** Outlining certain areas with backstitch can add depth and definition to your design.
- **Use a magnifying glass:** For intricate details, don't hesitate to use a magnifying glass to ensure accuracy.

Displaying Your Masterpiece

Once you've completed your horse cross stitch masterpiece, it's time to showcase its beauty. Consider the following options:

- **Framed Display:** Encase your embroidery in a classic frame that complements the colors and style of the pattern.
- **Shadow Box:** Create a three-dimensional display by placing the stitched piece in a shadow box, allowing the fabric to curve and add texture.
- **Pillowcase or Cushion Cover:** Transform a simple pillowcase or cushion cover into a work of art by adding your horse cross stitch embroidery.

Horse cross stitch patterns from Mother Bee Designs are a testament to the boundless creativity and beauty of this timeless craft. Each pattern offers an opportunity to stitch your own piece of equestrian art, capturing the spirit and majesty of these magnificent animals. Whether you're an

experienced stitcher or just beginning your journey, Mother Bee Designs has the perfect pattern to inspire and ignite your passion for cross stitching.


Embark on your horse cross stitch adventure today and let the artistry of Mother Bee Designs guide you towards creating a stunning masterpiece that will bring joy and admiration to all who behold it.



Horse Cross Stitch Pattern by Mother Bee Designs


★★★★☆ 4.7 out of 5

Language	: English
File size	: 3670 KB
Text-to-Speech	: Enabled
Screen Reader	: Supported
Enhanced typesetting	: Enabled
Print length	: 9 pages
Lending	: Enabled
Paperback	: 43 pages
Item Weight	: 4.2 ounces
Dimensions	: 6 x 0.1 x 9 inches



The Enigmatic Edward Klein: An Examination of the Amateur's Life and Legacy

Edward Klein (1925-2009) was an enigmatic artist who emerged from the ranks of the self-taught to leave an enduring mark on...



Popular Classical Carols of All Time for Beginner Trumpet Players Kids Students

Christmas is a time for joy, family, and music. And what better way to celebrate the season than by playing some of your favorite carols on the...