


How To Play Piano, Church Pipe Organ, Keyboard, Popular Wedding Music, and Classical Songs

Playing the piano, church pipe organ, or keyboard can be a rewarding experience. It can provide you with a creative outlet, help you relax, and even improve your cognitive skills. If you're interested in learning how to play, there are many resources available to help you get started.



Bridal Chorus | Wedding March | Wagner | Medium Piano Sheet Music: How to Play Piano Church Pipe Organ Keyboard | Popular Wedding Classical Song | Video Tutorial by Alicja Urbanowicz

★★★★☆ 4.1 out of 5

Language : English
File size : 9124 KB
Text-to-Speech : Enabled
Enhanced typesetting : Enabled
Print length : 42 pages
Lending : Enabled
Screen Reader : Supported



In this article, we'll provide you with a comprehensive guide on how to play piano, church pipe organ, keyboard, popular wedding music, and classical songs. We'll cover everything from the basics of music theory to advanced techniques. Whether you're a beginner or an experienced musician, you'll find something in this article to help you improve your playing.

Chapter 1: Getting Started

Before you can start playing the piano, church pipe organ, or keyboard, you'll need to get yourself a few things.

- A piano, church pipe organ, or keyboard
- A music stand
- Sheet music
- A metronome (optional)

If you're just starting out, we recommend renting a piano, church pipe organ, or keyboard. This will give you the opportunity to try out different instruments and find one that's right for you. Once you're more experienced, you can decide whether you want to purchase your own instrument.

A music stand is essential for holding your sheet music. It will help you keep your music organized and in front of you. Sheet music is the written music that you'll be playing. It contains the notes, rhythms, and other instructions that you need to play the piece.

A metronome is a device that helps you keep a steady tempo. It's a great way to improve your rhythm and accuracy. Metronomes are available in both digital and mechanical formats.

Chapter 2: Basic Music Theory

Before you can start playing the piano, church pipe organ, or keyboard, you need to understand some basic music theory.

Music theory is the study of the elements of music, such as notes, rhythms, and chords. It's essential for understanding how music is constructed and played.

Here are some of the basic music theory concepts that you need to know:

- The musical alphabet
- Notes and their values
- Time signatures
- Chords
- Scales

You can learn more about music theory by reading books, taking classes, or watching online tutorials.

Chapter 3: Getting Started on the Piano, Church Pipe Organ, or Keyboard

Now that you have a basic understanding of music theory, it's time to start learning how to play the piano, church pipe organ, or keyboard. Here are a few tips to get you started:

- Start with a simple piece of music
- Play slowly and focus on accuracy
- Use a metronome to keep a steady tempo
- Be patient and don't get discouraged

Once you've mastered the basics, you can start learning more advanced techniques.

Chapter 4: Popular Wedding Music

If you're planning to play music at a wedding, you'll need to be familiar with the most popular wedding songs. Here are a few of the most popular wedding songs that you can play on the piano, church pipe organ, or keyboard:

- Canon in D by Pachelbel
- Ave Maria by Schubert
- The Wedding March from Lohengrin by Wagner
- Here Comes the Bride by Wagner
- A Thousand Years by Christina Perri

You can find sheet music for these songs online or in music stores.

Chapter 5: Classical Songs

If you're interested in playing classical music, there are many pieces that you can learn. Here are a few of the most popular classical songs that you can play on the piano, church pipe organ, or keyboard:

- Für Elise by Beethoven
- Clair de Lune by Debussy
- Moonlight Sonata by Beethoven
- The Swan by Saint-Saëns

- Gymnopédie No. 1 by Satie

You can find sheet music for these songs online or in music stores.


Chapter 6: Tips for Improving Your Playing

Here are a few tips to help you improve your playing:

- Practice regularly
- Listen to recordings of great musicians
- Take lessons from a qualified teacher
- Perform in front of an audience
- Don't be afraid to make mistakes

With practice and dedication, you can become a skilled piano, church pipe organ, or keyboard player.

Playing the piano, church




Bridal Chorus | Wedding March | Wagner | Medium Piano Sheet Music: How to Play Piano Church Pipe Organ Keyboard | Popular Wedding Classical Song | Video Tutorial by Alicja Urbanowicz

★★★★☆ 4.1 out of 5

Language : English
File size : 9124 KB
Text-to-Speech : Enabled
Enhanced typesetting : Enabled
Print length : 42 pages
Lending : Enabled
Screen Reader : Supported

FREE

DOWNLOAD E-BOOK



The Enigmatic Edward Klein: An Examination of the Amateur's Life and Legacy

Edward Klein (1925-2009) was an enigmatic artist who emerged from the ranks of the self-taught to leave an enduring mark on...



Popular Classical Carols of All Time for Beginner Trumpet Players Kids Students

Christmas is a time for joy, family, and music. And what better way to celebrate the season than by playing some of your favorite carols on the...