


# How to Crochet Clothes Meaningful Gifts for Father's Day

Father's Day is a special occasion to celebrate the special men in our lives. If you're looking for a meaningful and unique gift for your dad, consider crocheting him a handmade piece of clothing. Not only is crocheting a relaxing and enjoyable activity, but it also allows you to create a one-of-a-kind gift that your dad will cherish for years to come.

## Choosing the Right Yarn and Pattern

The first step in crocheting a garment is choosing the right yarn and pattern. Consider your dad's personal style and the type of clothing he enjoys wearing. If he prefers classic pieces, opt for a neutral-colored yarn in a natural fiber such as cotton or wool. If he's more adventurous, choose a brightly colored yarn in a synthetic fiber such as acrylic or nylon.



## Father's Day Crochet Clothes: How to Crochet Clothes - Meaningful Gifts for Father's Day by Amy Barickman

★★★★★ 5 out of 5

Language : English  
File size : 18315 KB  
Text-to-Speech : Enabled  
Screen Reader : Supported  
Enhanced typesetting : Enabled  
Print length : 56 pages  
Lending : Enabled

FREE

DOWNLOAD E-BOOK



Once you've chosen the yarn, it's time to select a pattern. There are many free and paid crochet patterns available online and in books. If you're a beginner, start with a simple pattern that uses basic stitches such as single crochet and double crochet. As you gain experience, you can try more complex patterns that incorporate different stitches and techniques.

## **Crocheting the Garment**

Once you have your yarn and pattern, it's time to start crocheting. Be sure to follow the pattern carefully and pay attention to the gauge. The gauge is the number of stitches and rows per inch, and it's important to match the gauge in order to achieve the correct size and fit.

As you crochet, take your time and enjoy the process. Don't worry if you make mistakes; that's part of the learning process. Simply undo the stitches and try again. With a little patience and practice, you'll be able to create a beautiful and unique garment for your dad.

## **Finishing Touches**

Once the garment is finished, it's time to add the finishing touches. This may include sewing on buttons or zippers, embroidering a design, or adding a fringe or tassel. The finishing touches will help to give the garment a polished and professional look.

When you're finished crocheting the garment, be sure to give it to your dad with love. He's sure to appreciate the time and effort you put into making him a special gift.

## **Crochet Patterns for Father's Day**

Here are a few crochet patterns that would make great gifts for Father's Day:

- Classic Crochet Cardigan
- One-Skein Wonder Crochet Men's Sweater
- Crocheted Men's Vest
- Easy Crochet Scarf for Men
- Crochet Hat for Men

Crocheting a garment for your dad is a meaningful and unique way to show him how much you care. With a little patience and practice, you can create a beautiful and one-of-a-kind gift that he'll cherish for years to come.




## Father's Day Crochet Clothes: How to Crochet Clothes - Meaning Gifts for Father's Day by Amy Barickman

★★★★★ 5 out of 5


Language : English  
File size : 18315 KB  
Text-to-Speech : Enabled  
Screen Reader : Supported  
Enhanced typesetting : Enabled  
Print length : 56 pages  
Lending : Enabled





## The Enigmatic Edward Klein: An Examination of the Amateur's Life and Legacy

Edward Klein (1925-2009) was an enigmatic artist who emerged from the ranks of the self-taught to leave an enduring mark on...



## Popular Classical Carols of All Time for Beginner Trumpet Players Kids Students

Christmas is a time for joy, family, and music. And what better way to celebrate the season than by playing some of your favorite carols on the...