

Samsung Galaxy A42 User Guide For Beginners: Unlocking the Power of Your Smartphone

Welcome to the world of Samsung Galaxy A42, a feature-packed smartphone designed to enhance your mobile experience. This comprehensive user guide will lead you through the intricacies of your device, empowering you to unlock its full potential and make the most of its features.


1. **Display:** The Galaxy A42 boasts a vibrant 6.6-inch Super AMOLED display, delivering stunning visuals and immersive viewing experiences.
 2. **Camera:** Capture breathtaking shots with the versatile quad-camera system, featuring a 48MP main lens, an 8MP ultra-wide lens, a 5MP macro lens, and a 5MP depth sensor.
 3. **Battery:** Power through your day effortlessly with the long-lasting 5,000mAh battery, supported by 15W fast charging.
 4. **Processor:** Experience smooth performance with the efficient Octa-core Exynos 1280 processor, paired with 4GB of RAM and 128GB of internal storage.
 5. **Fingerprint Sensor:** Unlock your device securely and conveniently with the integrated fingerprint sensor located on the power button.
1. **Home Screen:** Access all your apps, widgets, and shortcuts by simply swiping up from the home screen.

2. **App Drawer:** Organize your apps in a separate space by swiping up from the home screen and tapping on the "Apps" tab.
 3. **Notifications Panel:** Check notifications, control system settings, and adjust brightness by swiping down from the top of the screen.
 4. **Recent Apps:** View and switch between recently used apps by swiping up from the bottom of the screen and holding it.
 5. **Edge Panel:** Access quick settings, apps, and contacts by swiping in from the edge of the screen.
-
1. **Camera Features:** Enhance your photography with features like Night Mode, Live Focus, and Pro Mode, granting you control over exposure, white balance, and other camera settings.
 2. **Bixby:** Navigate your device and control tasks hands-free with the intelligent voice assistant Bixby.
 3. **Samsung Health:** Track your fitness progress, monitor your sleep patterns, and stay healthy with the comprehensive Samsung Health app.
 4. **Secure Folder:** Protect sensitive data and apps by creating a secure and encrypted folder.
 5. **Knox Security:** Trust your device's security with Knox Security, providing multi-layered protection from malware and unauthorized access.
-
1. **Themes:** Personalize your device's look and feel with a wide range of themes available in the Galaxy Store.

2. **Widgets:** Add convenient widgets to your home screen for quick access to information and app shortcuts.
 3. **Display Settings:** Adjust the display settings to suit your preferences, including brightness, color temperature, and screen timeout.
 4. **Sound and Vibration:** Customize sound profiles, vibration settings, and notifications to create a unique auditory experience.
 5. **Security Settings:** Enhance device security by setting up screen locks, biometric authentication, and Find My Mobile.
-
1. **Gesture Control:** Enable gesture control for quick and convenient navigation, such as swiping up to go home or swiping in from the edge of the screen to open the Edge Panel.
 2. **Multi-Window Mode:** Use two apps simultaneously by opening them in split-screen mode.
 3. **Smart Stay:** Keep the screen on while you're looking at it, preventing it from turning off prematurely.
 4. **Adaptive Brightness:** Conserve battery life and improve visibility by enabling adaptive brightness, which automatically adjusts the display brightness based on the ambient light.
 5. **Power Saving Mode:** Extend battery life by activating power saving modes that limit background processes and optimize performance.

The Samsung Galaxy A42 is a powerful and feature-rich smartphone that empowers users to connect, create, and experience the world in a seamless and enjoyable way. This user guide has provided you with a comprehensive overview of its capabilities and essential functions. By

exploring the device's hardware, navigating its interface, utilizing essential features, and customizing it to your preferences, you will unlock the full potential of your Galaxy A42 and elevate your mobile experience to new heights.




Samsung Galaxy A42 User Guide for Beginners:

Beginners Guide to Samsung Galaxy A42 by Luca R. Joahnsn

★★★★☆ 4.4 out of 5

Language : English
File size : 1253 KB
Text-to-Speech : Enabled
Enhanced typesetting : Enabled
Print length : 62 pages
Lending : Enabled
Screen Reader : Supported
Hardcover : 296 pages
Item Weight : 1.3 pounds
Dimensions : 6.14 x 0.69 x 9.21 inches



Samsung Galaxy A42 User Guide for Beginners:


Beginners Guide to Samsung Galaxy A42 by Luca R. Joahnsn

★★★★☆ 4.4 out of 5

Language : English
File size : 1253 KB
Text-to-Speech : Enabled
Enhanced typesetting : Enabled
Print length : 62 pages
Lending : Enabled
Screen Reader : Supported
Hardcover : 296 pages
Item Weight : 1.3 pounds
Dimensions : 6.14 x 0.69 x 9.21 inches

FREE

DOWNLOAD E-BOOK



The Enigmatic Edward Klein: An Examination of the Amateur's Life and Legacy

Edward Klein (1925-2009) was an enigmatic artist who emerged from the ranks of the self-taught to leave an enduring mark on...



Popular Classical Carols of All Time for Beginner Trumpet Players Kids Students

Christmas is a time for joy, family, and music. And what better way to celebrate the season than by playing some of your favorite carols on the...