


The Ultimate Wedding Dance: A Comprehensive Guide

Your wedding dance is one of the most memorable moments of your big day. It's a chance to show off your love for each other, share a special moment with your guests, and create a lasting memory. But with so many different songs, steps, and styles to choose from, planning your wedding dance can be overwhelming.



The Ultimate Wedding Dance: STEP BY STEP GUIDE Everything You Need To Know About Your First Dance

by Sierra Frost

★★★★★ 5 out of 5

Language : English
File size : 8787 KB
Text-to-Speech : Enabled
Screen Reader : Supported
Enhanced typesetting: Enabled
Word Wise : Enabled
Print length : 88 pages
Lending : Enabled



That's why we've put together this comprehensive guide to help you choose the perfect song, learn the steps, and make your dance unforgettable.

Choosing the Perfect Song

The first step in planning your wedding dance is choosing the perfect song. This is a personal decision, and there are no right or wrong answers. The best song for you is the one that has special meaning to you and your partner.

Here are a few things to consider when choosing your wedding dance song:

- **The tempo:** The tempo of your song will determine the pace of your dance. If you want a slow, romantic dance, choose a song with a slow tempo. If you want a more upbeat, energetic dance, choose a song with a faster tempo.
- **The lyrics:** The lyrics of your song should reflect your relationship and your love for each other. If you have a special song that you always sing together, that's a great choice for your wedding dance.
- **The length:** The length of your song will determine how long your dance will be. Most wedding dances are between 2 and 3 minutes long.

Once you've chosen a few songs that you like, it's a good idea to practice dancing to them. This will help you get a feel for the tempo and the steps, and it will also help you decide which song you like the best.

Learning the Steps

Once you've chosen your song, it's time to learn the steps. There are many different ways to learn wedding dance steps, including:

- **Taking dance lessons:** This is the most traditional way to learn wedding dance steps. Dance lessons can be expensive, but they're also the most effective way to learn the steps correctly.
- **Watching online tutorials:** There are many free online tutorials available that can teach you wedding dance steps. This is a great option if you're on a budget or if you don't have time to take dance lessons.
- **Asking a friend or family member:** If you have a friend or family member who is a good dancer, they may be able to teach you the steps to your wedding dance.


No matter how you choose to learn the steps, it's important to practice regularly. The more you practice, the more confident you'll be on your wedding day.

Making Your Dance Unforgettable

Your wedding dance is a special moment that you'll cherish for the rest of your lives. Here are a few tips to help you make your dance unforgettable:

- **Choose a song that has special meaning to you.** This will make your dance more personal and meaningful.
- **Practice regularly.** The more you practice, the more confident you'll be on your wedding day.
- **Relax and have fun.** Your wedding day is a day to celebrate, so don't stress about your dance. Just relax and enjoy the moment.

Your wedding dance is a unique and special moment that you'll cherish for the rest of your lives. With a little planning and practice, you can make your dance unforgettable.




The Ultimate Wedding Dance: STEP BY STEP GUIDE Everything You Need To Know About Your First Dance

by Sierra Frost

★★★★★ 5 out of 5

Language : English
File size : 8787 KB
Text-to-Speech : Enabled
Screen Reader : Supported
Enhanced typesetting : Enabled
Word Wise : Enabled
Print length : 88 pages
Lending : Enabled



The Enigmatic Edward Klein: An Examination of the Amateur's Life and Legacy

Edward Klein (1925-2009) was an enigmatic artist who emerged from the ranks of the self-taught to leave an enduring mark on...



Popular Classical Carols of All Time for Beginner Trumpet Players Kids Students

Christmas is a time for joy, family, and music. And what better way to celebrate the season than by playing some of your favorite carols on the...