


You Can Act On Camera: A Comprehensive Guide to Embracing Your Inner Star

Are you yearning to unleash your acting potential on camera? Whether you're a seasoned performer seeking to enhance your skills or an aspiring actor eager to take your first steps in front of the lens, this comprehensive guide will empower you with the knowledge, techniques, and industry insights you need to conquer the screen.

Understanding the Unique Challenges of Acting On Camera

Acting on camera presents a unique set of challenges compared to stage acting. The intimacy of the camera lens demands a more nuanced and naturalistic approach, requiring performers to convey complex emotions and motivations with subtlety and precision.



You Can Act on Camera: Insider Tips for Delivering a Great Performance Every Time by DW Brown

★★★★☆ 4.3 out of 5

Language : English
File size : 1432 KB
Text-to-Speech : Enabled
Enhanced typesetting : Enabled
Word Wise : Enabled
Screen Reader : Supported
Print length : 146 pages



Additionally, the technical aspects of filmmaking can impact your performance. Lighting, camera angles, and editing can significantly affect

the way your acting is perceived on screen. Understanding these elements and collaborating effectively with the crew is essential for a successful performance.

Mastering the Craft: Essential Acting Techniques for Camera

To excel in acting on camera, you must master a range of techniques tailored to the medium. These include:

- **Eye contact:** Establish a genuine connection with the camera and the audience through eye contact. Maintain a focused and present gaze, avoiding distractions or excessive blinking.
- **Micro-expressions:** Utilize subtle facial movements and body language to convey unspoken emotions and inner thoughts. Learn to express complex feelings with a flick of the eyebrow or a slight shift in posture.
- **Emotional range:** Develop a wide emotional range and the ability to transition seamlessly between different states. Explore various emotions, from joy to sorrow, anger to vulnerability, and find the nuances that make each one unique.
- **Specificity:** Avoid generic or superficial acting by incorporating specific details and personal experiences into your performance. Ground your character in reality by connecting to specific memories, thoughts, and sensations.
- **Improvisation:** Embrace improvisation to enhance your spontaneity and authenticity on camera. Practice responding naturally to unexpected moments and using your imagination to fill in gaps in the script.

Preparation and Rehearsal: The Foundation of a Strong Performance

Thorough preparation and rehearsal are essential for a strong on-camera performance. This includes:

- **Script analysis:** Carefully study the script, breaking down the character's journey, motivations, and relationships. Identify the key moments and emotional beats that drive the story.
- **Character development:** Create a detailed backstory and inner life for your character, exploring their hopes, fears, values, and conflicts. Use this understanding to inform your performance and make your character relatable.
- **Rehearsals:** Engage in regular rehearsals to practice your lines, blocking, and emotional delivery. Work with a director or acting coach to refine your performance and receive constructive feedback.
- **Camera rehearsals:** Once you have the basics down, conduct camera rehearsals to get comfortable working in front of the lens. Practice adjusting your performance for different camera angles and lighting conditions.

Understanding the Industry: Navigation and Etiquette

In addition to mastering the craft of acting on camera, it's crucial to understand the industry landscape and professional etiquette. This includes:


- **Auditioning:** Learn the techniques for successful auditions, from preparation to performance. Develop a professional and confident demeanor, and be prepared to showcase your range and versatility.

- **Industry networking:** Attend industry events, workshops, and meet-ups to connect with casting directors, agents, and other actors. Build relationships and stay informed about upcoming opportunities.
- **Set etiquette:** Respect the rules and protocols of the film or television set. Be punctual, follow directions, and maintain a professional and cooperative attitude with crew members and fellow actors.
- **Contracts and negotiations:** Understand the basics of acting contracts and negotiations. Protect your rights and interests while ensuring a fair and equitable deal.

The Power of Confidence: Embracing Your Journey

Above all, the most important aspect of succeeding as an actor on camera is confidence. Believe in yourself, your abilities, and your potential to captivate audiences. Embrace the challenges, learn from your experiences, and never give up on your dreams.

Remember, acting on camera is not just a skill but an art form. It requires dedication, passion, and a willingness to constantly refine your craft. With the knowledge, techniques, and industry insights outlined in this guide, you now have the tools to conquer the screen and embark on an extraordinary acting journey.



You Can Act on Camera: Insider Tips for Delivering a Great Performance Every Time by DW Brown

★★★★☆ 4.3 out of 5

Language : English

File size : 1432 KB

Text-to-Speech : Enabled

Enhanced typesetting : Enabled


Word Wise : Enabled

Screen Reader : Supported

Print length : 146 pages


FREE

DOWNLOAD E-BOOK



The Enigmatic Edward Klein: An Examination of the Amateur's Life and Legacy

Edward Klein (1925-2009) was an enigmatic artist who emerged from the ranks of the self-taught to leave an enduring mark on...



Popular Classical Carols of All Time for Beginner Trumpet Players Kids Students

Christmas is a time for joy, family, and music. And what better way to celebrate the season than by playing some of your favorite carols on the...